







Vital Status

Fill out the Vital Status form any time you enter data, **PRIOR to submitting any other data.** Otherwise, you will get System queries on other forms. See protocol section 14 for required timepoints to complete it.

Page: On Tx Vital Status - Vital Status (On Treatment)  



Instructions: Please complete this form when contact is made with the patient for any reason. This form should be submitted prior to any other data entry related to that visit. If this is the first Registration Step for the Study and the patient has not been seen since registration, please enter the Registration Date for Step 1.

Vital status Alive Dead   

Date of last contact ...   


Comments   

If you're not done completing this form, but want to save your work for later, check the box below and click the Save button. Note that edit checks will still fire.


Save this form, but don't submit to SWOG yet.   




[Printable Version](#) [View PDF](#) [Icon Key](#)

CRF Version 2872 - Page Generated: 10 Jun 2021 15:52:52 Pacific Daylight Time

Page: Off Tx Vital Status - Vital Status (Off Treatment)  

Instructions: Please complete this form when contact is made with the patient for any reason. This form should be submitted prior to any other data entry related to that visit.

Vital status Alive Dead   

Date of last contact ...   

Comments   

If you're not done completing this form, but want to save your work for later, check the box below and click the Save button. Note that edit checks will still fire.

Save this form, but don't submit to SWOG yet.   

[Printable Version](#) [View PDF](#) [Icon Key](#)

CRF Version 2872 - Page Generated: 16 Jun 2021 13:48:15 Pacific Daylight Time